

Google Voice

SET UP GOOGLE VOICE FOR PHONE BANKING

Using Google Voice with Phone Bank

Google Voice allows you to set up an online dialer

- Don't have to use your own phone number
- Dials the number for you
 - Does not auto-dial
 - You have to copy the number from the phone bank to Google Voice
 - You don't have to press each digit, it will call the copied phone number
- Does NOT keep calling until it gets a person.
 - You still go through each person on the phone list
- You can leave a message if no one answers
- You may get calls back to the number
- Google Voice number is valid for ~30 days

Setup

You will need to setup a Google Voice account which you can step through in a few minutes.

The next pages walk you through the setup options.

Voice.google.com

Select

For Personal Use

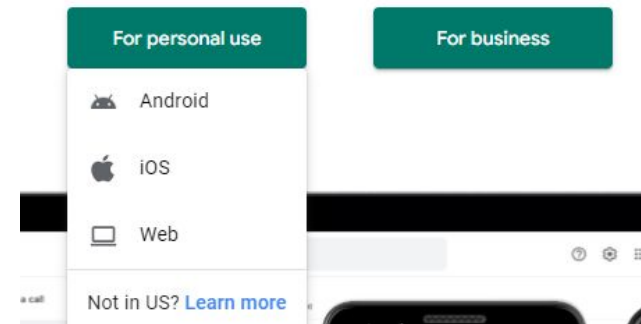
Then

Web



Google Voice

Smart voice calling on all your devices



Welcome

Click

Continue

Welcome to Google Voice

A free phone number to take control of your communication

By continuing, you accept the [Terms of Service](#) and [Privacy Policy](#)

Continue

Account

Click

Get a Number

Account

You don't have a Google Voice number

To do more with Google Voice, get a free phone number

[Get a number](#)

My devices

No devices

Linked numbers

Use Google Voice with another phone number

[+ New linked number](#)

Port your number to Google Voice

You can move a number from your carrier to Google Voice. This lets you use all of Voice's features with the number people already use to call you.

[Port a number](#)

Select a Phone Number

Enter

City, State

Select a

Phone Number







Select a Google Voice number

Look for available numbers by city or area code.

You must have an existing US-based mobile or landline phone number to qualify.

[Skip this](#)

×

 (407) 706-9624 Oviedo, FL	Select
 (407) 603-1355 Oviedo, FL	Select
 (321) 348-7862 Oviedo, FL	Select
 (321) 348-0475 Oviedo, FL	Select
 (321) 348-4850 Oviedo, FL	Select
 (407) 986-0474 Oviedo, FL	Select

[Show more](#)



Verify Phone Number

Click

Verify

Then link it to

YOUR Cell Number

You selected (407) 706-9624

To complete setup and start using Google Voice, you need to verify your existing phone number

Verify

Enter a number to link

Inbound calls to your Google Voice number will be forwarded to this number

Google Voice will send you a text message containing a 6-digit code.
You can also [verify by phone](#).

Cancel

Send code

Verify Phone Number

It will send a code number to your cell phone.

Enter the CODE

Click

Verify

Click

Finish

Enter the code you received

Input fields: | [] [] [] [] [] []

Resend code

Cancel Verify

Google Voice Page

The screenshot displays the Google Voice web interface. At the top, there is a navigation bar with the Google Voice logo, a search bar labeled "Search Google Voice", and utility icons for help, settings, and user profile. Below this is a banner for "Try one-click dialing" with a "Register now" button and a "Learn more" link. The main content area is divided into three vertical sections. The left section contains a vertical menu with icons for calls, messages, contacts, and settings, and displays the text "No calls". The middle section shows a personalized greeting: "Hi Craig!" followed by "You're all caught up". The right section features a search input field "Enter a name or number" with a microphone icon, a "SUGGESTIONS" list containing two entries (one with a landscape image and one with a red circle containing the letter 'L'), and a numeric keypad with letters associated with each number (e.g., 1, 2 ABC, 3 DEF, etc.). At the bottom of the keypad area is a "Hide keypad" button.

Google Voice Page

Select the

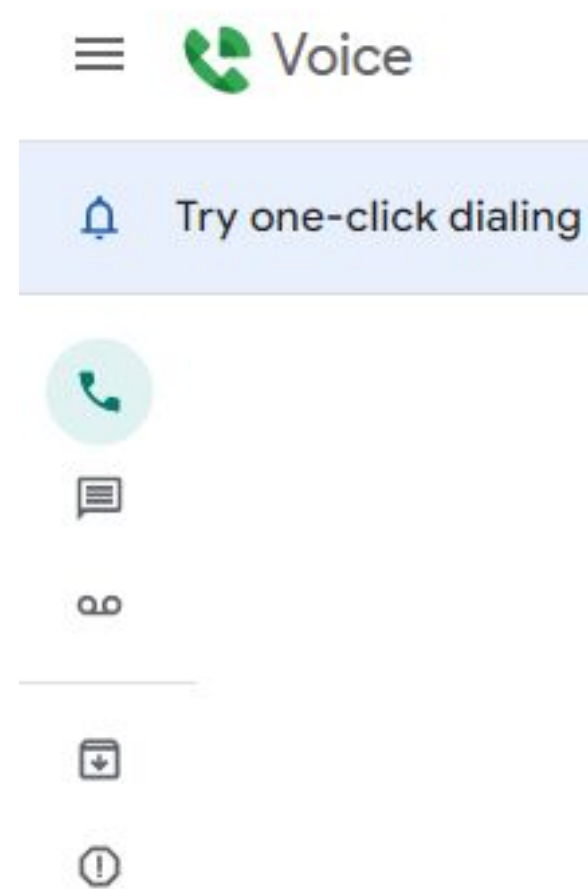
Phone Icon

To make phone calls

Select the

Text Icon

To text people (50 limit)



Google Voice Dialer

Copy the phone number from the phone bank to the top portion of the

Dialer

Click the **blue phone** icon to dial

Speaker / Microphone

Set it up to use the speaker and microphone from your laptop. Then it won't use your phone at all

Call as
(407) 706-9624

(978) 902-5388



No results found

